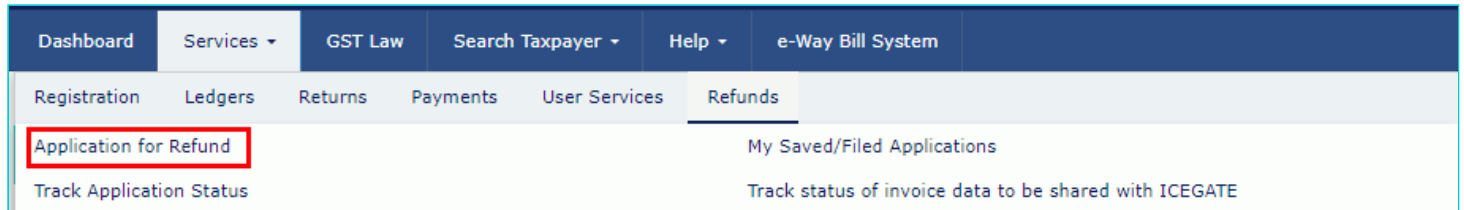


# Manual > Refund on Account of "Any other" ground of reason

## How can I file application for refund on account of any other reason?

To file application for refund on account of any other reason on the GST Portal, perform following steps:

1. Access the <https://www.gst.gov.in/> URL. The GST Home page is displayed.
2. Click the **Services > Refunds > Application for Refund** command.



3. The **Select the refund type** page is displayed. Select the **Any other (specify)** option.
4. Select the **Financial Year** for which application has to be filed from the drop-down list.
5. Select the **Month** for which application has to be filed from the drop-down list.
6. Click the **CREATE REFUND APPLICATION** button.



Central Tax	₹0.00	₹0.00	₹0.00	₹0.00	₹0.00	0.00
State/UT Tax	₹0.00	₹0.00	₹0.00	₹0.00	₹0.00	0.00
CESS	₹0.00	₹0.00	₹0.00	₹0.00	₹0.00	0.00
<b>Total</b>	0.00	0.00	0.00	0.00	0.00	0.00

[Click to view Electronic Liability Ledger](#)

**Note:** You may view the Electronic Liability Register that displays your liabilities/ dues of Returns and other than Returns. Hence, you may save this Refund Application and navigate to the dashboard to settle the dues first, or may proceed here to file the application. Please note that the recoverable dues shall be deducted from the Refund Amount claimed by the Proper Officer while processing the Refund.

#### Bank Account Number

Select Account Number\*

Select ▼

**Note:** In case you seek to change the preference of the bank account which is not appearing in the drop down list, please add bank account by filing non-core amendment of registration form. Disbursement of a refund amount will be credited to the selected account here.

#### Upload Supporting Documents

Enter Document Description

No file chosen

**i** Only PDF file format is allowed.

**i** Maximum file size for upload is 5MB each.

**i** Maximum 10 supporting documents can be attached in the refund application.

**Note:** Taxpayers are expected to upload supporting documents while filing refund application. You may upload up to 10 supporting documents, 5 MB each (total 50 MB). There is no limit to the number of invoices/credit notes etc. You can scan and upload, till size of the scanned document containing multiple pages is less than or equal to 5 MB. For detailed tips on the process, [click here](#).

#### Undertaking\*

I hereby undertake to pay back to the Government the amount of refund sanctioned along with interest in case it is found subsequently that the requirements of clause (c) of subsection (2) of section 16 read with sub-section (2) of section 42 of the IGST/CGST/SGST/Cess Act have not been complied with in respect of the amount refunded.

#### Self-Declaration\*

I NURUL MOHAMADBHAI SAIYED having GSTIN/ temporary Id 12APIPS0052D1ZF, solemnly affirm and certify that in respect of the refund amounting to Rs. 0.00/- with respect to the tax, interest, or any other amount for the Refund period MAY 2018, claimed in the refund application, the incidence of such tax and interest has not been passed on to any other person.

BACK

SAVE

PREVIEW

PROCEED

8. In the **Refund Specification** field, enter the reason for applying refund.

9. Enter the amount of refund to be claimed in the "Refund Claimed" Table.

10. You can click the hyperlink **Click to view Electronic Liability Ledger** to view details of Electronic Liability Ledger that displays your liabilities/ dues of Returns and other than Returns.

## GST RFD01 - Any other (specify)

• Indicates Mandatory Fields

### Refund Specification(200 characters)•

Refund on account of excess interest paid in Form [GSTR-3B](#)

### Refund Claimed (in INR)

	Tax (₹)	Interest (₹)	Penalty (₹)	Fee (₹)	Others (₹)	Total (₹)
<b>Intergrated Tax</b>	₹0.00	₹8,000.00	₹0.00	₹0.00	₹0.00	8,000.00
<b>Central Tax</b>	₹0.00	₹4,800.00	₹0.00	₹0.00	₹0.00	4,800.00
<b>State/UT Tax</b>	₹0.00	₹4,800.00	₹0.00	₹0.00	₹0.00	4,800.00
<b>CESS</b>	₹0.00	₹0.00	₹0.00	₹0.00	₹0.00	0.00
<b>Total</b>	0.00	17,600.00	0.00	0.00	0.00	17,600.00

[Click to view Electronic Liability Ledger](#)

**Note:** You may view the Electronic Liability Register that displays your liabilities/ dues of Returns and other than Returns. Hence, you may save this Refund Application and navigate to the dashboard to settle the dues first, or may proceed here to file the application. Please note that the recoverable dues shall be deducted from the Refund Amount claimed by the Proper Officer while processing the Refund.

10.1. Click the **GO BACK TO REFUND FORM** to return to the refund application page.

Dashboard  Payment towards Demand English

<b>GSTIN/TEMP ID:</b> 12APIPS0052D1ZF	<b>Legal Name:</b> NURUL MOHAMADBHAI SAIYED	<b>Trade Name:</b> test
--	--	----------------------------

**Outstanding Demand**

**Info:** No Outstanding Demand Found. ×

GO BACK TO REFUND FORM

11. Select the Bank **Account Number** from the drop-down list.

12. Under section **Upload Supporting Documents**, you can upload supporting documents (if any).

**Note:** A certificate in Annexure 2 issued by a chartered accountant or a cost accountant to the effect that the incidence of tax, interest or any other amount claimed as refund has not been passed on to any other person, in a case where the amount of refund claimed exceeds two lakh rupees is to be provided.

Therefore, if the refund amount claimed is more than 2 lacs, then taxpayer needs to mandatorily upload this Certificate in Annexure 2. \_

13. Click the **ADD DOCUMENT** button.

14. Click the **Delete** button, in case you want to delete any document.



Bank Account Number

Select Account Number\* STATE BANK OF INDIA - 112 ▾


**Note:** In case you seek to change the preference of the bank account which is not appearing in the drop down list, please add bank account by filing non-core amendment of registration form. Disbursement of a refund amount will be credited to the selected account here.

---




Upload Supporting Documents

**Note:** Please upload supporting documents, if any to substantiate the refund claim.

Enter Document Description



Doc1.pdf

-  Only PDF file format is allowed.
-  Maximum file size for upload is 5MB each.
-  Maximum 10 supporting documents can be attached in the refund application.

**ADD DOCUMENT**

15. Click the **SAVE** button.

Undertaking\*

I hereby undertake to pay back to the Government the amount of refund sanctioned along with interest in case it is found subsequently that the requirements of clause (c) of subsection (2) of section 16 read with sub-section (2) of section 42 of the IGST/CGST/SGST/Cess Act have not been complied with in respect of the amount refunded.

Self-Declaration\*

I NURUL MOHAMADBHAI SAIYED having GSTIN/ temporary Id 12APIPS0052D1ZF, solemnly affirm and certify that in respect of the refund amounting to Rs. 17,600.00-/- with respect to the tax, interest, or any other amount for the Refund period MAY 2018, claimed in the refund application, the incidence of such tax and interest has not been passed on to any other person.

BACK

**SAVE**

PREVIEW

PROCEED

Note: To view your saved application, navigate to **Services > Refunds > My Saved/Filed Application** command. Application can be saved at any stage of completion for a maximum time period of 15 days from the date of creation of refund application. If the same is not filed within 15 days, the saved draft will be purged from the GST database.

16. Click the **PREVIEW** button to download the form in PDF format.

## Undertaking\*

I hereby undertake to pay back to the Government the amount of refund sanctioned along with interest in case it is found subsequently that the requirements of clause (c) of subsection (2) of section 16 read with sub-section (2) of section 42 of the IGST/CGST/SGST/Cess Act have not been complied with in respect of the amount refunded.

## Self-Declaration\*

I NURUL MOHAMADBHAI SAIYED having GSTIN/ temporary Id 12AIPIS0052D1ZF, solemnly affirm and certify that in respect of the refund amounting to Rs. 17,600.00/- with respect to the tax, interest, or any other amount for the Refund period MAY 2018, claimed in the refund application, the incidence of such tax and interest has not been passed on to any other person.

BACK

SAVE

PREVIEW

PROCEED

17. Form is downloaded in the PDF format.

**GST RFD-01.**  
Any other (specify)

**Taxpayer Details**

1. GSTIN/UIN	12AIPIS0052D1ZF
2. Legal Name	NURUL MOHAMADBHAI SAIYED
3. Trade name	test
4. Type of Taxpayer	Regular
5. Financial Year	2018-2019
6. Month	MAY

**Refund Specification**  
Refund on account of excess interest paid in Form GSTR-3B

**Refund Claimed (in INR)**

	Tax	Interest	Penalty	Fee	Others	Total
Integrated Tax	0	8000	0	0	0	8000
Central Tax	0	4800	0	0	0	4800
State/UT Tax	0	4800	0	0	0	4800
Cess	0	0	0	0	0	0
Total	0	17600	0	0	0	17600

Note: Please note that the recoverable dues shall be deducted from the Refund Amount claimed by the Proper Officer while processing the Refund.

**Bank Account Number : ICICI BANK LIMITED - 321111113**

**Supporting Documents :**  
No Supporting documents found.

---

**Undertaking**

I hereby undertake to pay back to the Government the amount of refund sanctioned along with interest in case it is found subsequently that the requirements of clause (c) of subsection (2) of section 16 read with sub-section (2) of section 42 of the IGST/CGST/SGST/Cess Act have not been complied with in respect of the amount refunded.

**Self-Declaration**

I NURUL MOHAMADBHAI SAIYED having GSTIN/ temporary Id 12AIPIS0052D1ZF, solemnly affirm and certify that in respect of the refund amounting to Rs. 17600/- with respect to the tax, interest, or any other amount for the Refund period MAY 2018, claimed in the refund application, the incidence of such tax and interest has not been passed on to any other person.

18. Select the **Undertaking** and **Self-Declaration** checkbox.

19. Click the **PROCEED** button.

**Undertaking\***

I hereby undertake to pay back to the Government the amount of refund sanctioned along with interest in case it is found subsequently that the requirements of clause (c) of subsection (2) of section 16 read with sub-section (2) of section 42 of the IGST/CGST/SGST/Cess Act have not been complied with in respect of the amount refunded.

**Self-Declaration\***

I NURUL MOHAMADBHAI SAIYED having GSTIN/ temporary Id 12AIPIS0052D1ZF, solemnly affirm and certify that in respect of the refund amounting to Rs. 17,600.00-/- with respect to the tax, interest, or any other amount for the Refund period MAY 2018, claimed in the refund application, the incidence of such tax and interest has not been passed on to any other person.

BACK SAVE PREVIEW **PROCEED**

20. Select the **Declaration** checkbox.

21. In the **Name of Authorized Signatory** drop-down list, select the name of authorized signatory.

22. Click the **FILE WITH DSC** or **FILE WITH EVC** button.

Dashboard > Refunds > Filed English

GSTIN/UIN : 12AIPIS0052D1ZF      Legal Name : NURUL MOHAMADBHAI SAIYED      Trade Name : test  
 FY : 2018-19      Month - MAY      Status : Saved

**Declaration\*** ↻

I/We NURUL MOHAMADBHAI SAIYED hereby solemnly affirm and declare that the information given herein above is true and correct to the best of my/our knowledge and belief and nothing has been concealed therefrom. I/We declare that no refund on this account has been received by me/us earlier.


Authorised Signatory\*

NURUL SAIYED

BACK **FILE WITH DSC** **FILE WITH EVC**

**In Case of DSC:**

a. Click the **PROCEED** button.



## Warning

You are about to file GST RFD-01A. Would you like to proceed?

CANCEL
**PROCEED**

b. Select the certificate and click the **SIGN** button.

**In Case of EVC:**

a. Enter the OTP sent to email and mobile number of the Authorized Signatory registered at the GST Portal and click the **VERIFY** button.

OTP Verification

OTP has been sent to your registered mobile number and e-mail id. Please enter the OTP to Confirm Submission

23. The success message is displayed and status is changed to Submitted. **Application Reference Number (ARN)** receipt is downloaded and ARN is sent on your e-mail address and mobile phone number. Click the PDF to open the receipt.

**Notes:**

- The system generates an ARN and displays it in a confirmation message, indicating that the refund application has been successfully filed.
- GST Portal sends the ARN to registered e-mail ID and mobile number of the registered taxpayer.
- Filed applications (ARNs) can be downloaded as PDF documents using the **My Applications** option under **Services**.
- Filed applications can be tracked using the **Track Application Status** option under Refunds.
- Once the ARN is generated on filing of form RFD-01, refund application shall be assigned to refund processing officer for processing. The application will be processed and refund status shall be updated.
- The disbursement is made once the concerned Tax Official processes the refund application.



Dashboard Services GST Law Search Taxpayer Help e-Way Bill System

Dashboard > Refunds > Filed English

✔ Your refund application is successfully filed. ARN is **AA1205180000018** dated **08/11/2018** Please use this ARN to track the status of your application under User Services -> My Applications

GSTIN/UIN : 12AIPIS0052D1ZF	Legal Name : NURUL MOHAMADBHAI SAIYED	Trade Name : test
FY : 2018-19	Month - MAY	Status : Filed

### Declaration

I/We NURUL MOHAMADBHAI SAIYED hereby solemnly affirm and declare that the information given herein above is true and correct to the best of my/our knowledge and belief and nothing has been concealed therefrom. I/We declare that no refund on this account has been received by me/us earlier.

Authorised Signatory

Select

BACK FILE WITH DSC FILE WITH EVC

ARN\_RECEIPT\_GST....pdf ^

24. ARN receipt is displayed.

## Refund ARN Receipt

This is an application receipt for Refund application GST RFD-01 filed by you at the common portal:

Application Reference Number (ARN):	AA1205180000018
Date of Application:	08/11/2018
Time of Filing of Application:	18:11
GSTIN/ UIN/ Temporary ID:	12APIPS0052D1ZF
Trade Name :	test
Legal Name:	NURUL MOHAMADBHAI SAIYED
Reason of Refund:	Any other (specify)
Center Jurisdiction:	RANGE-II
State Jurisdiction:	Aalo (Jurisdictional Office)
Financial Year:	2018-2019
Month(s)/ Quarter:	MAY

### Refund Specification

Refund on account of excess interest paid in Form GSTR-3B

#### Amount of Refund Claimed (In INR)

Particulars	Tax	Interest	Penalty	Fee	Others	Total
Integrated Tax	0	8000	0	0	0	8000
Central Tax	0	4800	0	0	0	4800
State/UT Tax	0	4800	0	0	0	4800
Cess	0	0	0	0	0	0
Total	0	17600	0	0	0	17600

*Note: It is a system generated application receipt and does not require any signature. The Acknowledgement (RFD- 02) shall be issued after verification of the completeness of the application by the Refund Processing Officer.*